



All In This Together

Lesson Adaptations to Reach Every Child



Notes for Lesson 13

Using past adaptations and the “General Tips and Strategies” resource, implement your own adaptations. Use the lesson notes pages for your ideas.

Tips



1. What can you bring with you to class as an added visual? (picture or object)
2. How can you use GCP visuals (and duplicate copies) to make them more interactive?
3. Did you know that your body language while teaching is another way students “see” what is being taught?



1. How can you alter your voice, add music and chants or give students more opportunities to talk?



1. How can you engage your students in “active-learning”?
2. How will you include a mixed variety of movement into your teaching?



1. Decide the one or two key concepts that you would like your students to learn this week.
2. Use everyday language or simplified language and concrete examples to teach these concepts.
3. Is your simplified lesson something that can be seen, heard, done and understood?

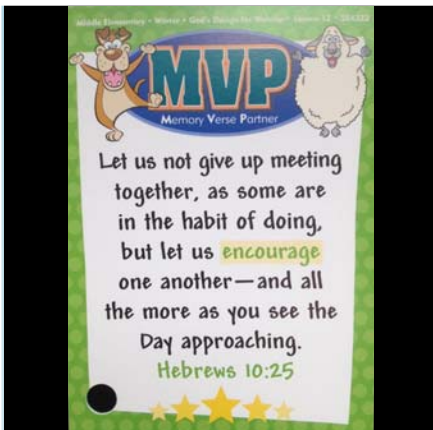
1 Welcome



2 Bible Time



3 Explore and Apply



4 Memory Work



Using a highlighter, shorten the Bible verse on the MVP card.


5 Final Focus



Draw a star next to only one or two activities you would like your student to complete in the *At Home* paper. Choose activities that would be achievable by the student or student and parent.

If a student used the *Simplify It!* Student Booklet in the Bible Time, send home a copy of the book.

NOTES:




Lesson 13



All In This Together

Lesson Adaptations
to Reach Every Child

ADAPTATIONS

	See It 	Hear It 	Do It 	Simplify It 
Welcome				
Bible Time				
Explore and Apply				
Memory Work				Using a highlighter, shorten Bible Verse on MVP card
Final Focus				<p>Draw a star next to only one or two activities you would like your student to complete in the <i>At Home</i> paper</p> <p>Choose activities that would be achievable by the student or student and parent</p> <p>If a student used the <i>Simplify It!</i> Student Booklet in the Bible Time, send home a copy of the book.</p>