




All In This Together

Lesson Adaptations to Reach Every Child



Notes for Lesson 3

1 Welcome



See General Tips and Strategies.



See General Tips and Strategies.



See General Tips and Strategies.



See General Tips and Strategies.



My Ideas

2 Bible Time



Provide an answer word bank for *In Class 3* paper activities.



Pull out key verses rather than reading long passages.



Ask students to point to images in the *In Class 3* paper as you talk through the answers.



Simplify It! Student Booklet



My Ideas

3 Explore and Apply



Provide an answer word bank for *In Class 3* paper activities.



See General Tips and Strategies.



Add hand motions to Exodus 25:8-9 instead of completing "God's Plans" *In Class 3* paper.



Simplify It! Student Booklet



My Ideas

4 Memory Work



See General Tips and Strategies.



See General Tips and Strategies.




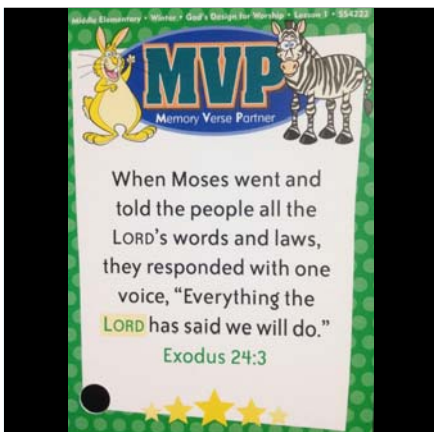

See General Tips and Strategies.



Using a highlighter, shorten the Bible verse on the MVP card.



My Ideas



5 Final Focus



See General Tips and Strategies.



See General Tips and Strategies.



See General Tips and Strategies.



Draw a star next to only one or two activities you would like your student to complete in the *At Home* paper. Choose activities that would be achievable by the student or student and parent.

If a student used the *Simplify It!* Student Booklet in the Bible Time, send home a copy of the book.



My Ideas

NOTES:





Lesson 3

ADAPTATIONS



All In This Together

Lesson Adaptations
to Reach Every Child

	See It 	Hear It 	Do It 	Simplify It 
Welcome	See General Tips & Strategies	See General Tips & Strategies	See General Tips & Strategies	See General Tips & Strategies
Bible Time	Provide an answer word bank for <i>In Class 3</i> paper activities.	Pull out key verses rather than reading long passages	Ask students to point to images in the <i>In Class 3</i> paper as you talk through the answers	<i>Simplify It!</i> Student Booklet
Explore and Apply	Provide an answer word bank for <i>In Class 3</i> paper activities	See General Tips & Strategies	Add hand motions to Exodus 25:8-9 instead of completing "God's Plans" <i>In Class 3</i> paper	<i>Simplify It!</i> Student Booklet
Memory Work	See General Tips & Strategies	See General Tips & Strategies	See General Tips & Strategies	Using a highlighter, shorten Bible Verse on MVP card
Final Focus	See General Tips & Strategies	See General Tips & Strategies	See General Tips & Strategies	Draw a star next to only one or two activities you would like your student to complete in the <i>At Home</i> paper Choose activities that would be achievable by the student or student and parent If a student used the <i>Simplify It!</i> Student Booklet in the Bible Time, send home a copy of the book.