




All In This Together


Lesson Adaptations to Reach Every Child





Notes for Lesson 10


1 Welcome

 Act out the comic using the *In Class 10* paper as your script.


 See General Tips & Strategies.


 Have students work with partners to complete “Honesty Really is the Best Policy” *In Class 10* paper.


 Ask guided questions to help students name two ways Matt is being dishonest.


 **My Ideas**

2 Bible Time

 On the board, write the word *lies* and cross it out replacing it with the word *truth*. Continue with opening discussion.

 See General Tips & Strategies.


 While sharing answers to “What are Some Ways That Kids Interfere with the Truth?” *In Class 10* paper, ask students to stand if they agree.

 *Simplify It!* Student Booklet 2

 **My Ideas**



3 Explore and Apply



Display a picture of lips or draw lips on the board as a way to introduce and tie in the questions you will be asking.



See General Tips & Strategies.



Write questions (listed in the *Teacher Guide*) on strips of paper. Place questions face down on the table, turn over one at a time and answer.



In “Help Is Available”, shorten Psalm 25:5 to “*Guide me in your truth and teach me...*”



My Ideas

4 Memory Work



Prompt students to use the Bible verse posters displayed in the classroom if they need help reciting the commandment.



See General Tips & Strategies.



See General Tips & Strategies.




Using a highlighter, shorten the Bible verse on the MVP card to “*You shall not bear false witness.*” Exodus 20:16a



My Ideas



5 *Final Focus*



See General Tips & Strategies.



See General Tips & Strategies.



See General Tips & Strategies.



Draw a star next to only one or two activities you would like your student to complete in the *At Home* paper. Choose activities that would be achievable by the student or student and parent.

- If a student used the *Simplify It!* Student Booklet for the Bible Time, send home a copy of the book.



My Ideas

NOTES:





Lesson 10

ADAPTATIONS



All In This Together

Lesson Adaptations
to Reach Every Child

	See It 	Hear It 	Do It 	Simplify It 
Welcome	Act out the comic using the <i>In Class 10</i> paper as your script	See General Tips & Strategies	Have students work with partners to complete "Honesty Really is the Best Policy" <i>In Class 10</i> paper	Ask guided questions to help students name two ways Matt is being dishonest
Bible Time	<ul style="list-style-type: none"> On the board, write the word <i>lies</i> and cross it out replacing it with the word <i>truth</i> Continue with opening discussion 	See General Tips & Strategies	While sharing answers to "What are Some Ways That Kids Interfere with the Truth?" <i>In Class 10</i> paper, ask students to stand if they agree	See <i>Simplify It!</i> Student Booklet 2
Explore and Apply	Display a picture of lips or draw lips on the board as a way to introduce and tie in the questions you will be asking	See General Tips & Strategies	<ul style="list-style-type: none"> Write questions (listed in the Teacher Guide) on strips of paper Place questions face down on the table Turn over one at a time and answer 	<ul style="list-style-type: none"> In "Help is Available", shorten Psalm 25:5 to "Guide me in your truth and teach me..."
Memory Work	Prompt students to use the Bible verse posters displayed in the classroom if they need help reciting the commandment	See General Tips & Strategies	See General Tips & Strategies	Using a highlighter, shorten the Bible verse on the MVP card to "You shall not bear false witness." Exodus 20:16a
Final Focus	See General Tips & Strategies	See General Tips & Strategies	See General Tips & Strategies	Draw a star next to only 1 or 2 activities you would like your student to complete in the <i>At Home</i> paper. Choose activities that would be achievable by the student or student and parent <ul style="list-style-type: none"> If student used the <i>Simplify It!</i> Student Booklet in Bible Time, send home a copy of the book