



## All In This Together

Lesson Adaptations to Reach Every Child



# Notes for Lesson 11

## 1 Welcome



On the board, make two columns. To the left ask a student to draw a heart to represent a godly heart attitude. In the right column ask a student to trace his or her hand to represent coveting (wanting something that does not belong to him or her). The pictures in our opening game fall in one of these categories.



Read dialogue bubbles out loud.



Try this game alternative: in advance, cut out 10 pictures from the Heart Attitude game board. Place the pictures face down. Flip pictures over one at a time to discuss and tape to the board on either the right or left column (explained in See It!)



Instead of playing “Heart Attitude” according to the rules, select 2-3 pictures to read and talk about.



**My Ideas**

---

---

---

## 2 Bible Time



In advance, highlight sentences you would like students to read in the students’ *In Class 11* papers.





Ask students to close their eyes and listen while you are reading “Naboth’s Vineyard”.



Before you read, ask students to listen for the word **GOD** while you read. When they hear you say **GOD** they should respond by quietly making a muscle with their arm to represent our all-powerful God.



*Simplify It!* Student Booklet 2



### My Ideas

---

---

---

## Explore and Apply



Using "Heart Attitude" *In Class 11* paper, discuss how contentment could be achieved in each scenario.



Share a personal story of learning contentment.



Ask learners to select a scenario from "Heart Attitude" *In Class 11* paper, and act it out showing an attitude of contentment.



Discuss one verse at a time.



### My Ideas

---

---

---

## Memory Work



See General Tips & Strategies.



See General Tips & Strategies.



See General Tips & Strategies.



Using a highlighter, shorten the Bible verse on the MVP card to "You shall not covet." Exodus 20:17a



### My Ideas

---

---

---

# 5 *Final Focus*



See General Tips & Strategies.



See General Tips & Strategies.



Some students may benefit from their buddies saying a sentence prayer two words at a time and letting them repeat.



Draw a star next to only one or two activities you would like your student to complete in the *At Home* paper. Choose activities that would be achievable by the student or student and parent.

- If a student used the *Simplify It!* Student Booklet for the Bible Time, send home a copy of the book.



**My Ideas**

---

---

---

**NOTES:**

---

---

---

---

---

---

---

---

---

---





# Lesson 11

## ADAPTATIONS



All In This Together

Lesson Adaptations  
to Reach Every Child

	See It 	Hear It 	Do It 	Simplify It 
<b>Welcome</b>	<ul style="list-style-type: none"> <li>On the board, make two columns</li> <li>To the left, ask a student to draw a heart to represent a godly heart attitude</li> <li>To the right, ask a student to trace his or her hand to represent coveting (wanting something that does not belong to him or her)</li> <li>The pictures in our opening game fall in one of these categories</li> </ul>	Read dialogue bubbles out loud	Try this game alternative: <ul style="list-style-type: none"> <li>In advance, cut out 10 pictures from the Heart Attitude game board</li> <li>Place the pictures face down</li> <li>Flip pictures over one at a time to discuss and tape to the board on either the right or left column (explained in "See It")</li> </ul>	Instead of playing "Heart Attitude" according to the rules, select 2-3 pictures to read and talk about
<b>Bible Time</b>	In advance, highlight sentences you would like students to read in the students' <i>In Class 11</i> papers	Ask students to close their eyes and listen while you are reading "Naboth's Vineyard"	<ul style="list-style-type: none"> <li>Before you read, ask students to listen for the word GOD while you read</li> <li>When they hear you say GOD they should respond by quietly making a muscle with their arm to represent our all-powerful God</li> </ul>	See <i>Simplify It!</i> Student Booklet 2
<b>Explore and Apply</b>	Using "Heart Attitude" <i>In Class 11</i> paper, discuss how contentment could be achieved in each scenario	Share a personal story of learning contentment	Ask learners to select a scenario from "Heart Attitude" <i>In Class 11</i> paper and act it out showing an attitude of contentment	Discuss one verse at a time
<b>Memory Work</b>	See General Tips & Strategies	See General Tips & Strategies	See General Tips & Strategies	Using a highlighter, shorten the Bible verse on the MVP card to "You shall not covet." Exodus 20:17a
<b>Final Focus</b>	See General Tips & Strategies	See General Tips & Strategies	Some students may benefit from their buddies saying a sentence prayer two words at a time and letting them repeat	Draw a star next to only 1 or 2 activities you would like your student to complete in the <i>At Home</i> paper. Choose activities that would be achievable by the student or student and parent <ul style="list-style-type: none"> <li>If student used the <i>Simplify It!</i> Student Booklet in Bible Time, send home a copy of the book</li> </ul>