

3 Explore and Apply



See General Tips & Strategies.



See General Tips & Strategies.



See General Tips & Strategies.



Encourage students to work with partners.



My Ideas

4 Memory Work



Show the class two different pens, one that is ordinary and one that is a bit nicer. This will help the students to see and remember how the Jews used a different pen when writing the names of God.



See General Tips & Strategies.



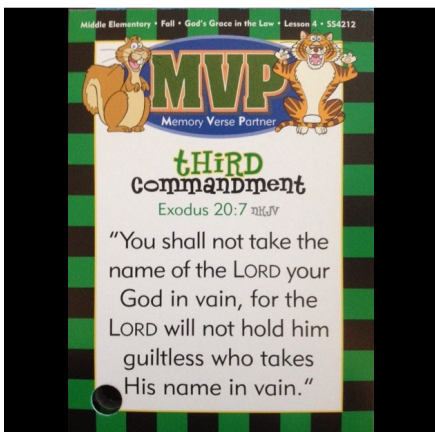
Write Exodus 20:7 on the board using two different colored markers. Hand out blank paper for your students to write this verse using two pens. They will enjoy taking these home to share what they learned!




Using a highlighter, shorten the Bible verse on the MVP card to “*You shall not take the name of the Lord your God in vain.*” Exodus 20:7a



My Ideas



5 Final Focus



See General Tips & Strategies.



See General Tips & Strategies.



See General Tips & Strategies.



Draw a star next to only one or two activities you would like your student to complete in the *At Home* paper. Choose activities that would be achievable by the student or student and parent.

- If a student used the *Simplify It!* Student Booklet for the Bible Time, send home a copy of the book.



My Ideas

NOTES:





Lesson 4

ADAPTATIONS



All In This Together

Lesson Adaptations
to Reach Every Child

	See It 	Hear It 	Do It 	Simplify It 
Welcome	See General Tips & Strategies	See General Tips & Strategies	See General Tips & Strategies	In various places, some more difficult than others, hide slips of paper with the names of God on them
Bible Time	Before students write the names of God on their <i>In Class</i> papers, write some names for God on the board together as a class	See General Tips & Strategies	After completing page 4 of the "Did You Know That..." <i>In Class</i> paper, divide the class into small groups to plan and perform a short skit about honoring God in everyday life	<u>Option 1:</u> Using the pictures provided on the bottom of page 3 of the <i>In Class</i> paper, re-tell Leviticus 24:10-16 in simple terms <u>Option 2:</u> <i>Simplify It!</i> Student Booklet
Explore and Apply	See General Tips & Strategies	See General Tips & Strategies	See General Tips & Strategies	Encourage students to work with partners
Memory Work	Show the class two different pens, one that is ordinary and one that is a bit nicer. This will help the students to see and remember how the Jews used a different pen when writing the names of God.	See General Tips & Strategies	<ul style="list-style-type: none"> Write Exodus 20:7 on the board using two different colored markers Hand out blank paper for your students to write this verse using two pens They will enjoy taking these home to share what they learned! 	Using a highlighter, shorten the bible verse on the MVP card to "You shall not take the name of the Lord you God in vain." Exodus 20:8a
Final Focus	See General Tips & Strategies	See General Tips & Strategies	See General Tips & Strategies	Draw a star next to only 1 or 2 activities you would like your student to complete in the <i>At Home</i> paper. Choose activities that would be achievable by the student or student and parent <ul style="list-style-type: none"> If student used the <i>Simplify It!</i> Student Booklet in Bible Time, send home a copy of the book If student used <i>God's Story Bible Coloring Book</i>, send home picture & ask parent to read the Bible story to their child at home this week.