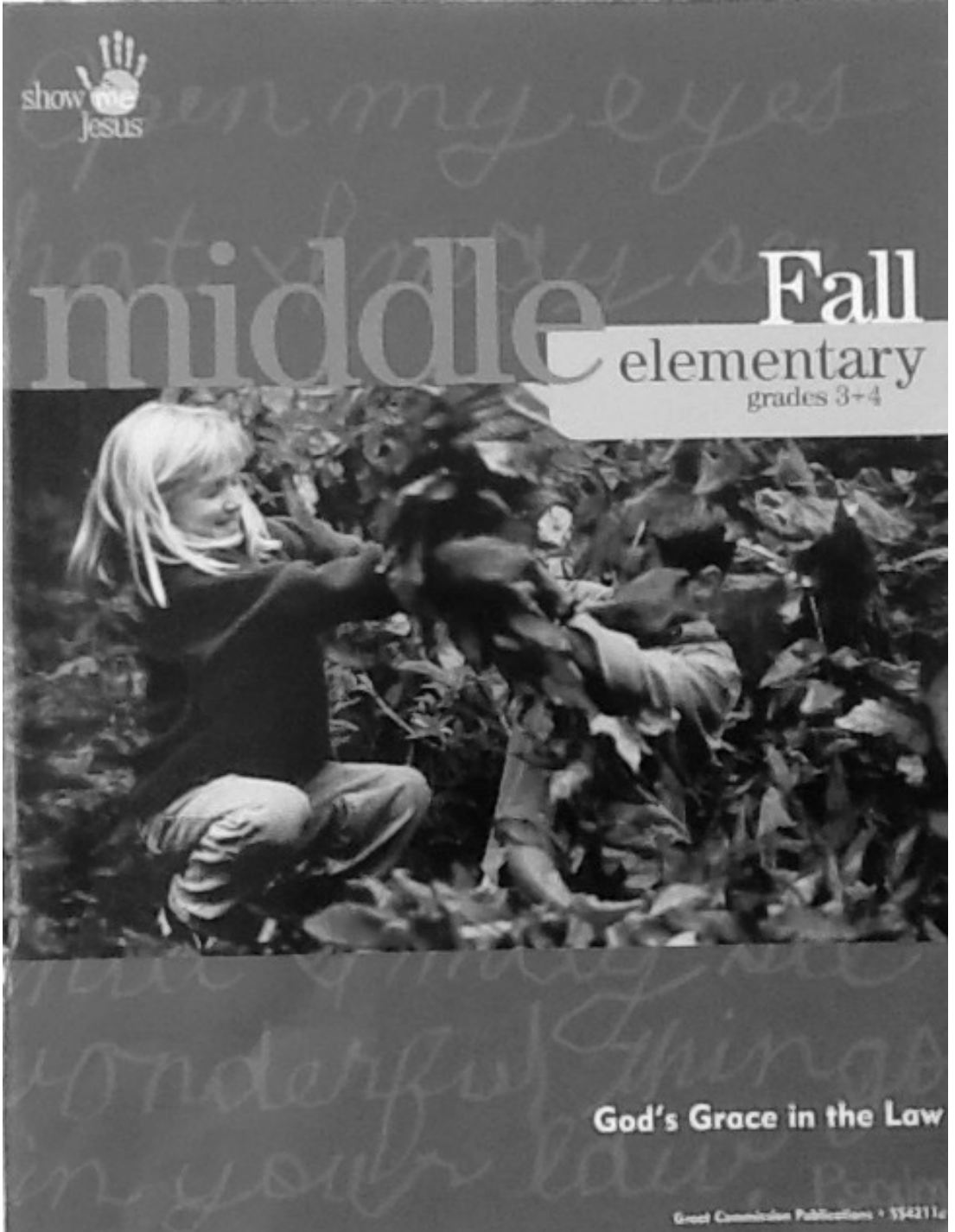


Simplify It!

Lessons 6-11



Directions

1. Review Memory verse.
2. Read lesson together and complete suggested activities.
3. Review previous lessons.
4. Complete desired activities in the "In Class" paper.

Lessons 6-11 visuals and supplies

Lesson 6

Supplies for making a card

Lesson 7

Game or puzzle

Lesson 8

Play dough and heart shaped cookie cutter,
3 by and 3 girls pictures but out of magazines.

Lesson 9

2 Bible Story books

Lesson 10

paper and crayons

Lesson 11

Crayons and paper

Memory verse:

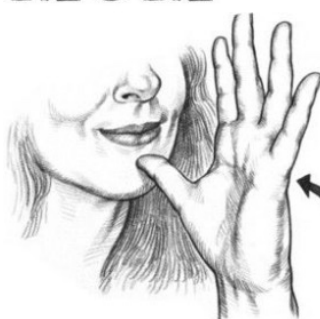
Exodus 20:12a

"Honor your father and your mother"



Teach the following sign language when reciting the verse:

MOM



DAD

The Bible tells me to honor my Mom and Dad.

Love

Place hand on heart

Listen

Cup hand around ear

Obey

Nod head "yes"



I should also obey people who are in charge of me.



Lesson 6

Exodus 20:12

Make a card for
your Mom and Dad.

God wants me to love, respect, and protect others.

Love


Place hand on heart

Respect

Shake hands

Protect

Put arm around
students shoulder



Invite a friend from
your Sunday school
class to play a game
with you.

Lesson 7
Exodus 20:13

God made marriage to be between one man and one woman.



Make hearts using play dough and heart shaped cookie cutters.

Or, using precut pictures of boys and girls, put them together as pairs of man and woman.

Lesson 8

Exodus 20:14

The Bible tells me not to steal.



I will not take things that do not belong to me.

Look at 2 colorful Bible Story books and return them to where they belong (do not steal) after looking at them.

***This would be a fun opportunity to visit your church library.**

Lesson 9


Exodus 20:15

God wants me to tell the truth all of the time.




I will tell the truth!

Jesus loves me!



Jesus died on the cross for me!




On a blank piece of paper, draw a large heart with a cross in the middle and color it. Add the words, " It's true, God loves me!"

Lesson 10

Exodus 20:16

I should thank God for the things he gives to me and others.



Draw a picture or point to pictures in a book or kid friendly magazine of something God has given to you!

Lesson 11

Exodus 20:17

