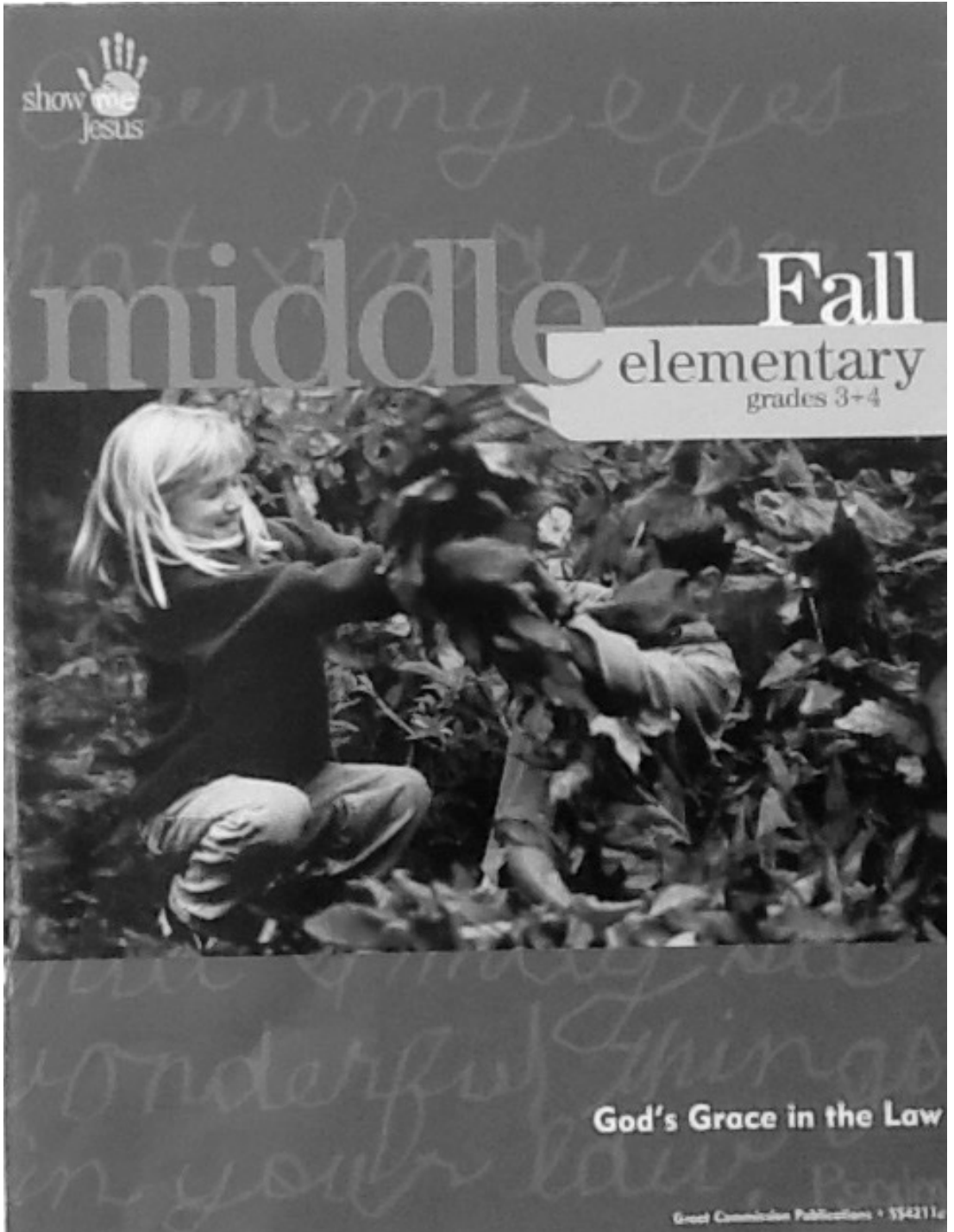


Simplify it!

Lessons 1-5



Directions:

1. Review Memory verse.
2. Read lesson together and complete suggested activities.
3. Review previous lessons.
4. Complete desired activities in the "In Class" paper.

Lessons 1-5 visuals and supplies:

Lesson 1:

Wooden or plastic cross, boy and girl toy figurine, red heart stickers

Lesson 2

7 colored index cards with the name GOD written on them and hidden around the room.

Lesson 3

Short Bible story book with pictures, 10 commandments CD, instruments

Lesson 4

Construction paper, crayons


Lesson 5

1-2 games or puzzles your student enjoys

Memory verse:

"...I am the Lord your God..."

Exodus 20:1





Hand motions:

"I am the Lord" - make the letter L with your left hand

"Your God" -using both hands, pretend to put a crown on your head

Jesus died on the cross to rescue me!

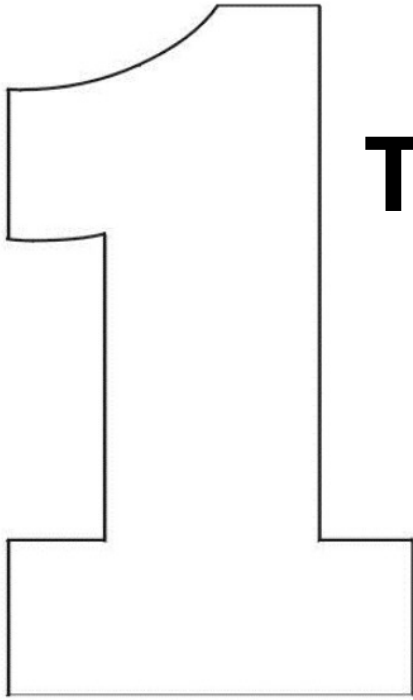


Jesus loves you very much. Place a sticker on every heart.

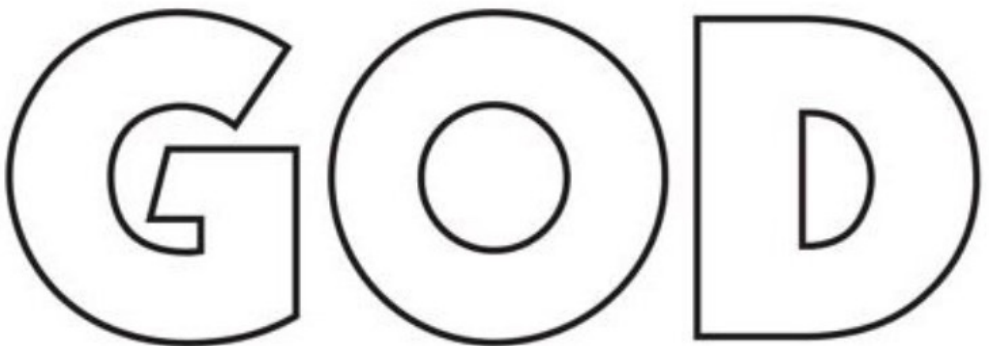

Lesson 1

Exodus 20:1-2

I will only worship God.



True



Look for index cards, hidden around the room, with the word "God" printed on them. (Hide cards in advance)


Lesson 2

Exodus 20:3

I will worship God.



Say a prayer.



Read a Bible story together.



Sing a song of praise and play instruments!

Lesson 3

Exodus 20:4-6

I will trust and obey God.

God gave Moses rules for us to obey.

The 10 Commandments



Trace your hand on paper and practice saying:

Pinky finger-**I**

Ring finger-**will**

Middle finger- **obey**


Pointer finger-**Gods**

Thumb- **laws**

Lesson 4

Exodus 20:7

I will enjoy God's special day!



Play a game together
or go for a short walk.

Lesson 5

Exodus 20:8-11

